


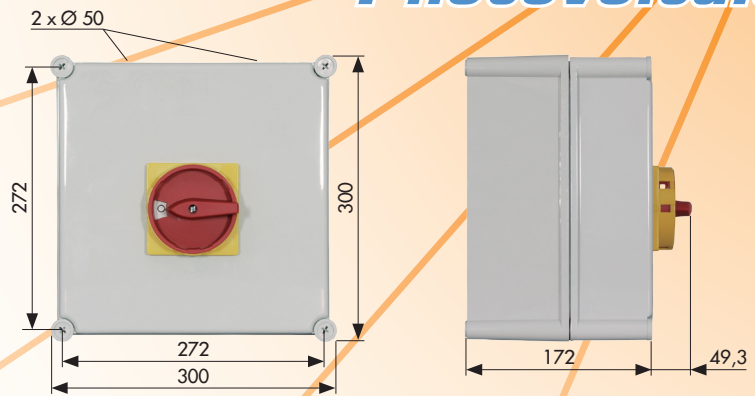
DC Disconnectors for Solar Photovoltaic (PV) Power Supply System
acc. to IEC 60364-7-712:2002

Disconnectors for
Photovoltaic


650 V DC




Contact development: 2 pole
6 contacts per circuit (2 x 3 in series)



800 V DC



Contact development: 2 pole
8 contacts per circuit (2 x 4 in series)

Connecting diagram 6 contacts	Connecting diagram 8 contacts	Tightening torque for terminal screws	Strip length
Input + ↓ - 1T1 2T3 1L3 2L1 + ↓ - Output	Input + ↓ - N N 1T3 2T1 + ↓ - Output	KG80C 3,00 Nm	KG80C 14 

Back to the table of contents >

General Data

Switch Disconnector according to EN 60947-3 respectively VDE 0660 Part 107
Utilization Category: DC-22 B for Photovoltaic Application with rapid handle operation
Ambient Temperature (open): 50 °C during 24 hours with peaks up to 55 °C
Terminal Lugs finger-proof according to VDE 0660-514 and BGV A3
Maximum permissible wire gage (use copper wire only)
single core wire or stranded wire 50 mm²
flexible wire 35 mm²

Mounting

Plastic Enclosure, Protection IP66/67, totally insulated, knock-out entries,
Red handle and contrasting yellow escutcheon plate, OFF-position lockable with padlocks, cover coupling with interlock

Rated Value / Order Number

	63 A 650 V DC	64 A 800 V DC
Operational Current	63 A	64 A
Operational Voltage	650 V DC	800 V DC
Max. Off load voltage of the PV inverter	750 V DC	920 V DC
Insulation Voltage	1000 V	1000 V
Order Number	KG80C T206/D-P003 STM	KG80C T208/D-P003 STM

Data valid only, if the pre-assembled jumpers have not been modified.